


SAILING ETIQUETTE AND CREW ROLES

aboard the S/V Hiatus

 intellectual property of Tammy Rones

GOALS & OBJECTIVES

- ❖ Be familiar with the mores of sailing on Hiatus
- ❖ Give you the knowledge that will allow you to feel comfortable and participate at the level **you** desire



 intellectual property of Tammy Rones



C
U
S
T
O
M

A
N
D

S
U
P
E
R
S
T
I
T
I
O
N





- No Women on board, except as a Figurehead
- No whistling
- No red wine on board

Image Source: YouThink.com

intellectual property of Tammy Rones

PREPARING FOR YOUR SAIL...



- ❖ ASK PERMISSION TO BOARD
- ❖ Bring only what is necessary
- ❖ Pack in a soft sided bag
- ❖ Ask what you can do to help prepare the boat for sail
- ❖ Bring your own food/drink
- ❖ Bring something to share

intellectual property of Tammy Rones

YOUR SAFETY & COMFORT MATTER!

and will improve if you have the proper shoes and clothing for your sail

Footwear should have a non-marking rubber sole, preferably w/closed toes



NO!



yes!

 intellectual property of Tammy Rones

❖ Wear comfortable clothing that you can easily move around in

❖ Wear a hat to block the sun and minimize loss of body heat
(beanie in the winter months)

❖ Dress in layers and be prepared for all conditions:

- Shirt
- Sweater/sweatshirt
- Fleece vest or jacket
- Down vest or jacket
- Waterproof/windproof outer layer
- PFD
- Sunscreen
- Chapstick
- Water bottle
- Sailing gloves
- Sunglasses with tether
- Buff

 intellectual property of Tammy Rones

CREW: ACTIVE PARTICIPANT, SPECTATOR, AND EVERYTHING IN BETWEEN



 intellectual property of Tammy Rones

****ASK YOURSELF — Do you want to:**

- ❖ Stand on the bow and/or at the mast?
 - ❖ Pull sheets or ease lines?
 - ❖ Crank winches?
 - ❖ Drive the boat?
 - ❖ Coil lines?

****Are you comfortable moving around while underway?**

 intellectual property of Tammy Rones



CREW ROLES

Skipper	First Mate
Helm	Main trimmer
Reef & Vang	Starboard trimmer
Port trimmer	Furler
Lookout/spotter	Pleasure seeker

Limited seating means certain spots in the cockpit are “working” positions, while other spots are better suited to “passive” participation

SKIPPER

- ❖ Person ultimately responsible for the safety of the boat and welfare of all aboard
- ❖ Successful sailing requires *teamwork* from the Skipper and the Crew. This will ensure that all maneuvers, such as leaving a mooring, hoisting sails, changing tacks, reefing, or entering a marina, can be completed with maximum enjoyment, minimum stress.



 intellectual property of Tammy Rones

FIRST MATE

- ❖ The First Mate is second in command and must be capable of assuming full command should the Captain become incapacitated.
- ❖ On Hiatus, a member of the crew familiar with the boat and the Skipper's preferences
- ❖ Able to coach and direct other crew in a positive manner

 intellectual property of Tammy Rones

HELM

Someone able to find & use the wind to steer a course



 intellectual property of Tammy Rones

KNOWING HOW THE WIND BLOWS IS ONLY THE BEGINNING



- ❖ Understands how wind affects the boat's propulsion
- ❖ Can "read" the Masthead Fly and the sails' telltales
- ❖ Can steer a course using a compass
- ❖ Understands the timing of Helm adjustments

 intellectual property of Tammy Rones

REEF & VANG

Releases the Clutches
before we set sail and
closes them once the
Mainsail is raised.

ALSO

Monitors the slack in
the Reef line, adding or
reducing slack as
needed to keep the Main
rising/lowering
smoothly



intellectual property of Tammy Rones



REEF & VANG

Sits on Port side,
next to the
Bulkhead

typically only active
during the beginning
and end of the sail




intellectual property of Tammy Rones



MAIN TRIMMER

Adjusts Sail Position and Draft
Sits forward on the Starboard side




 intellectual property of Tammy Rones

- ❖ Handles main halyard raising/ lowering
- ❖ Main sheet trim
- ❖ Manages (opens/ closes) Main and Halyard clutches

AND



 intellectual property of Tammy Rones

❖ **Manages Traveler position**



 intellectual property of Tammy Rones


STARBOARD TRIMMER

**handles the starboard
Genoa sheet and trims the
sail**

**Sits between the Main
Trimmer and the Binnacle**

* A binnacle is a waist-high case or stand on the deck of a ship, generally mounted in front of the helmsman, in which navigational instruments are placed for easy and quick reference as well as to protect the delicate instruments.



 intellectual property of Tammy Rones

PORT TRIMMER



handles the port Genoa sheet and Trims the sail

Sits just forward of the Binnacle on the port side

*works with the Furler during the opening/closing of the sail



intellectual property of Tammy Rones

FURLER

releases the Furling line when the Genoa is opened and pulls

the Furling line when the Genoa is taken in

Typically only active at start and end of the sail

Can be seated on the port Stem Perch seat



intellectual property of Tammy Rones

LOOKOUT / SPOTTER



- ❖ Watches for hazards:
Other vessels, pot
buoys, kelp paddies
- ❖ Looks for marine life
- ❖ Sits on stern perch
seats

 intellectual property of Tammy Rones


PLEASURE SEEKER

—
EVERYONE!




ENDING A SAIL / SECURING THE BOAT

- ❖ The sail isn't complete once you tie off at the dock; you have to secure the boat before you leave
- ❖ Lower and flake the mainsail and cover it
- ❖ Coil and stow lines
- ❖ Stow cushions, radio, horn, winch handles
- ❖ Cover winches, combings, instruments and binnacle
- ❖ Remove trash
- ❖ Insert slats and lock companionway

 intellectual property of Tammy Rones

KNOWLEDGE REVIEW

- ❖ What do you ask when you approach the boat, and why?
- ❖ Name 3 items of appropriate attire, and 3 that aren't well suited to sailing - and why
- ❖ Where should you sit if you want to be involved in trimming the Mainsail?
- ❖ Where should you sit if you want to be involved in trimming the Genoa?
- ❖ What should you do after the boat is in the slip?

 intellectual property of Tammy Rones

RECAP: SAILING ETIQUETTE AND CREW ROLES

You now Know:

- ❖ What to ask when planning your day (i.e. is there a happy hour post sail? Can you contribute food/drink?)
- ❖ Common practices when arriving at the boat
- ❖ What to bring with you and how to pack it
- ❖ Where to sit or stand while underway, and what responsibilities go with each physical location
- ❖ How to help secure the boat post sail



intellectual property of Tammy Rones